

BODY, OIL TANK, AIR CLEANER AND EXHAUST SYSTEM

OIL TANK AND OIL COVER

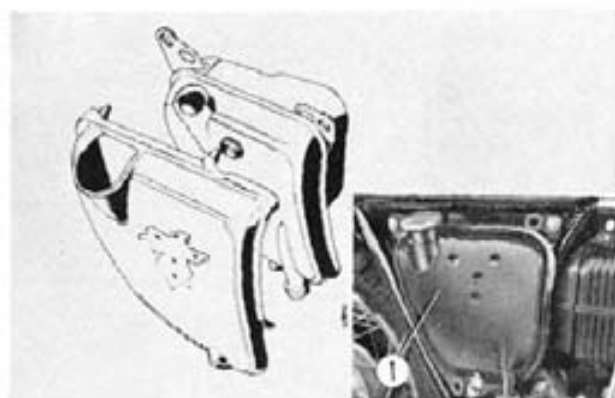


Fig. 20-27 ① Oil tank

The oil tank mounted on the right side center of the motorcycle is connected to the engine with two oil hoses. Since the oil tank was made narrow in width, the oil tank cover was designed sporty shape and narrow in width.

Note:

Both new and old are not interchangeable.

AIR CLEANER COVER, SEPARATOR CASE AND CLEANER CASE

The air cleaner mounted at the center of the motorcycle under the fuel tank which was made narrow in width and the material was improved against chemical reaction and vibration shock when travelling on rough roads. The air cleaner cover was designed 0.08 in. (2 mm) narrow in width with concave parts on both side of it. The height of knobs on separator case was made 0.13 in. (3.5 mm) higher and the air cleaner case was designed as shown in Fig. 20-29.

Note:

If the air cleaner cover, separator case, cleaner cover and battery cover are replaced in set, new and old are interchangeable.




Fig. 20-28 ① Air cleaner cover

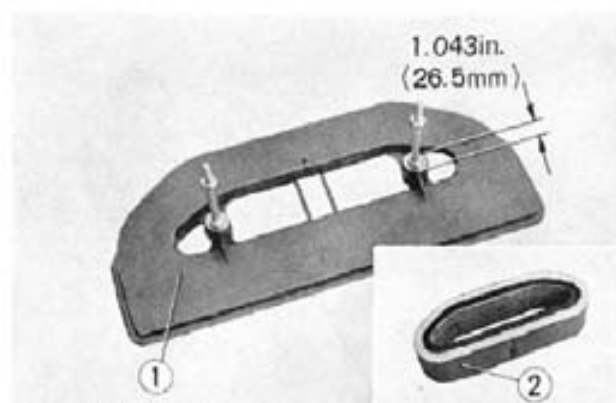


Fig. 20-29 ① Air cleaner separator case
② Air cleaner element




Fig. 20-30 ① Air cleaner case