




LICENSE LIGHT

BULB REPLACEMENT

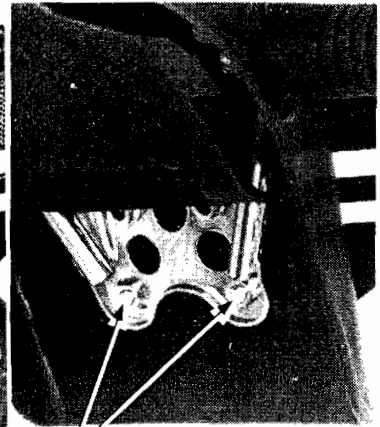
Remove the two license plate bracket bolts and bracket.

Remove the two license light mounting nuts.

LICENSE PLATE BRACKET



BOLTS



NUTS

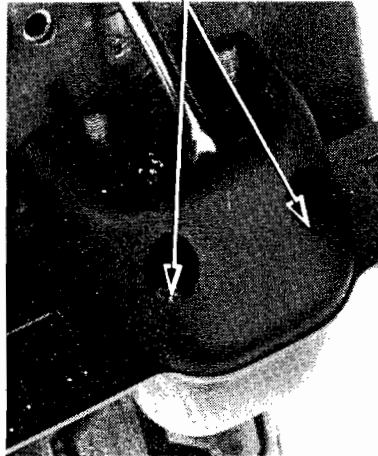
Remove the two screws attaching the lens and the lens.

Replace the bulb with a new one.

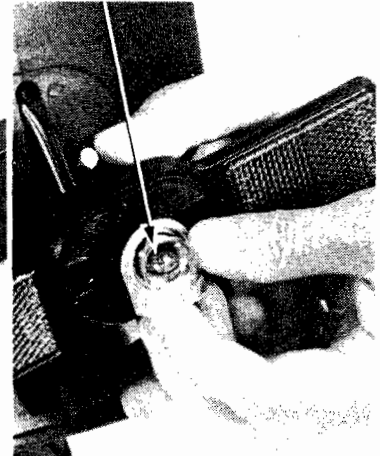
Install the lens onto the light and tighten the two screws.

Install the light and bracket in the reverse order of removal.

SCREWS



BULB



REMOVAL/INSTALLATION

Remove the seat and disconnect the license light connectors.

WIRE CONNECTORS

