
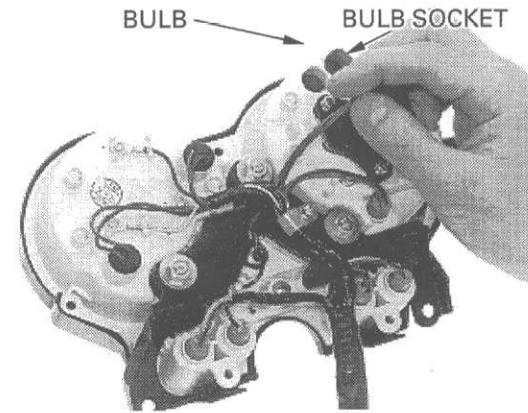


DISASSEMBLY/BULB REPLACEMENT

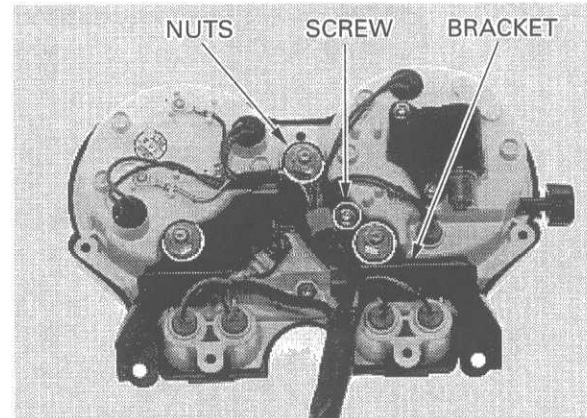
Remove the screws and lower cover.



Remove the bulb sockets.
Replace the bulb with a new one if necessary.



Remove the sub-harness clamp screw.
Remove the three nuts and combination meter bracket.



Remove the front cover mounting screw.

