


INSTALLATION

Place the master cylinder onto the right footpeg holder.

Connect the brake pedal to the push rod lower joint. Install the joint pin and secure it with a new cotter pin.




Install the right footpeg holder onto the frame and tighten the two mounting bolts to the specified torque.

TORQUE: 26 N·m (2.7 kgf·m , 20 lbf·ft)

Install and tighten the rear master cylinder mounting bolts to the specified torque.

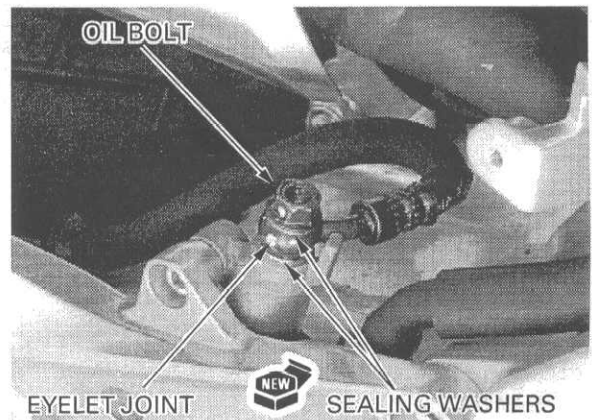
TORQUE: 12 N·m (1.2 kgf·m , 9 lbf·ft)



Install the brake hose eyelet joint with the oil bolt and new sealing washers.

Push the eyelet joint against the stopper, then tighten the oil bolt to the specified torque.

TORQUE: 34 N·m (3.5 kgf·m , 25 lbf·ft)



Install and tighten the brake reservoir mounting bolt.

Fill the reservoir to the upper level and bleed the brake system (page 15-3).

