



FRONT WHEEL/SUSPENSION/STEERING

Install the brake hose clamp and tighten the bolt securely.
Install the horn unit bracket and tighten the bolt securely.



Install the following:

- Handlebar (page 13-5)
- Front wheel (page 13-14)
- Headlight case (page 19-3)
- Combination meter (page 19-8)
- Front brake calipers (page 15-20)



STEERING HEAD BEARING PRELOAD

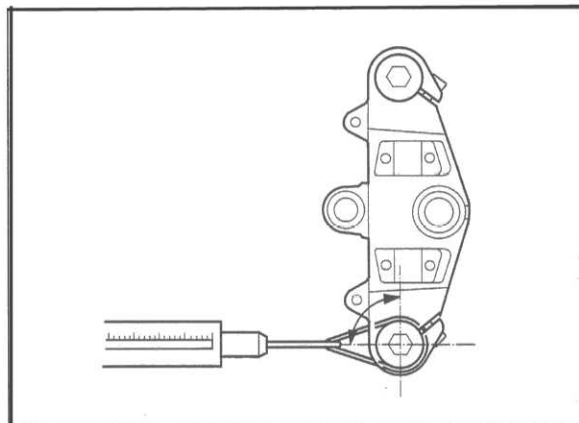
Support the motorcycle using a work stand or box under the engine and raise the front wheel off the ground.

Position the steering stem to the straight ahead position.

Hook a spring scale to the fork tube and measure the steering head bearing preload.

NOTE:

Make sure that there is no cable or wire harness interference.



The preload should be within 0.98 – 1.47 N (0.10 – 0.15 kgf, 0.22 – 0.33 lbf).

If the reading do not fall within the limits, lower the front wheel on the ground and adjust the steering bearing adjusting nut.