

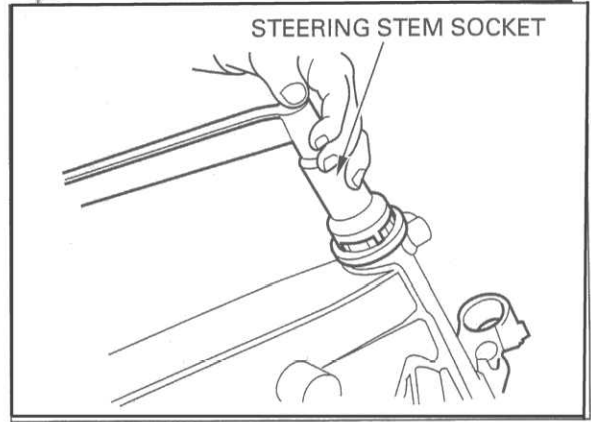
# FRONT WHEEL/SUSPENSION/STEERING

Install the stem bearing adjusting nut and hand tighten.  
Tighten the stem bearing adjusting nut to the initial torque.

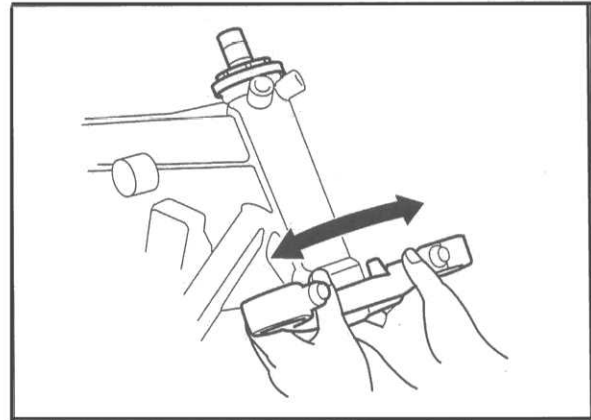
**TOOL:**

**Steering stem socket** 07916-3710101

**TORQUE:** 25 N·m (2.5 kgf·m , 18 lbf·ft)



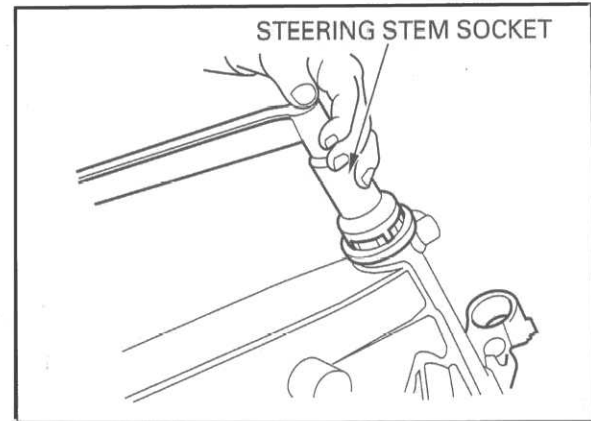
Move the steering stem right and left, lock-to-lock, five times to seat the bearings.  
Make sure that the steering stem moves smoothly, without play or binding.



Retighten the bearing adjusting nut to the specified torque.

**TORQUE:** 25 N·m (2.5 kgf·m , 18 lbf·ft)

Recheck that the steering stem moves smoothly without play or binding.



Install the new lock washer onto the steering stem.

Align the tabs of the lock washer with the grooves in the adjustment nut and bend two opposite tabs (shorter) down into the adjustment nut groove.

