



Pull the fork tube out until resistance from the slider bushing is felt. Then move it in and out, tapping the bushing lightly until the fork tube separates from the fork slider. The slider bushing will be forced out by the fork tube bushing.




Remove the oil lock piece from the fork slider.



Remove the oil seal, back-up ring and slider bushing from the fork tube.

NOTE:

Do not remove the fork tube bushing unless it is necessary to replace it with a new one.



INSPECTION

Fork spring

Measure the fork spring free length.

SERVICE LIMIT: 303.0 mm (11.93 in)

