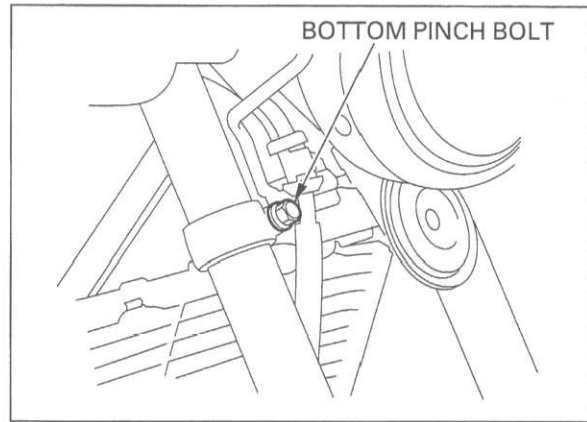



Loosen the fork bottom pinch bolt and remove the fork tube from the fork top bridge and steering stem.



DISASSEMBLY

Hold the fork slider in a vice with soft jaws or a shop towel.

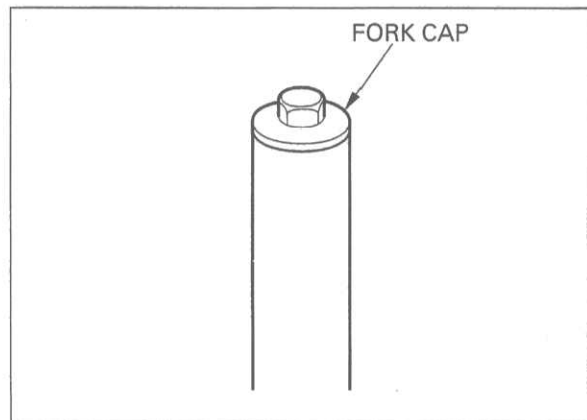
Remove the fork socket bolt with a hex wrench.



Remove the fork cap.

▲WARNING

The fork spring is under spring pressure. Use care when removing it.



Remove the distance collar, spring seat and fork spring.

Pour out the fork fluid by pumping the fork tube up and down several times.

