


# CLUTCH

## REMOVAL

Remove the right crankcase cover (page 9-3).


Remove the clutch lifter rod and bearing.  
Remove the clutch flange bolts, lifter plate and springs.



Unstake the clutch center lock nut.

**CAUTION:**

*Be careful not to damage the mainshaft threads.*




Hold the pressure plate with the clutch center holder, then remove the lock nut.

**TOOL:**

**Clutch center holder** 07724-0050002

Discard the lock nut.  
Remove the lock washer and thrust washer.



Remove the following:

- Clutch center
- Judder spring
- Spring seat
- Clutch disc A
- Clutch plates
- Clutch disc B

