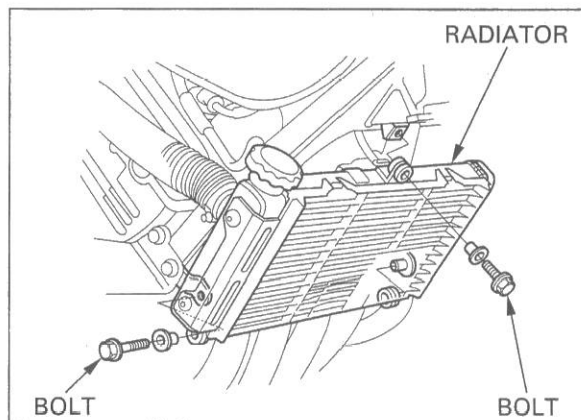


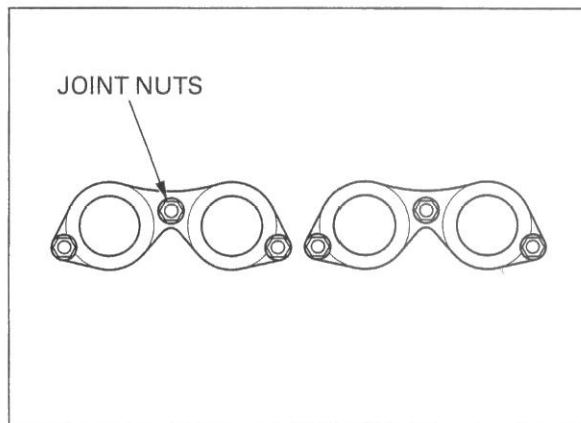
## EXHAUST PIPE REMOVAL/INSTALLATION

Remove the muffler.

For ease of exhaust pipe removal, remove the radiator mounting bolts.

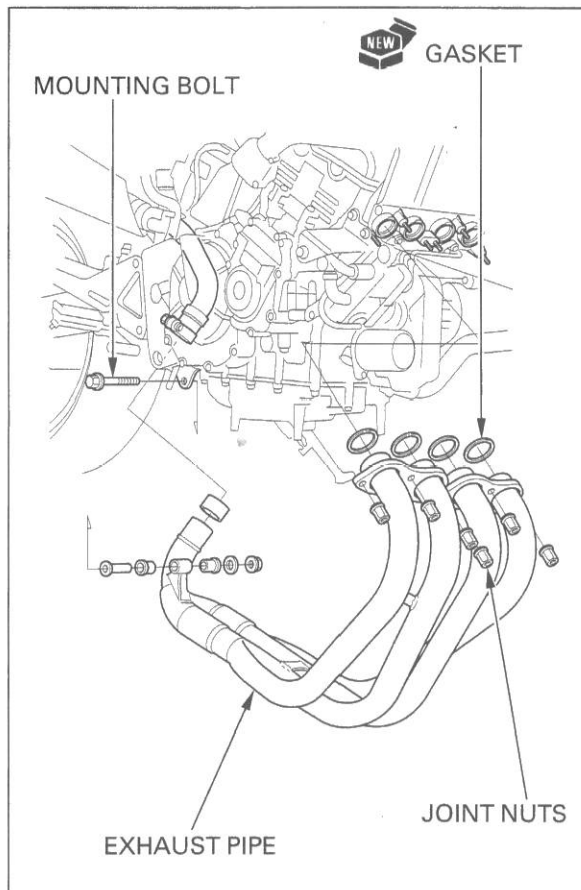


Remove the exhaust pipe joint nuts.



Remove the exhaust pipe mounting bolt/nut, washer and exhaust pipe.

Remove the exhaust pipe gaskets.



Install the new exhaust pipe gaskets into the exhaust ports of the cylinder head.

### NOTE:

- Always replace the exhaust pipe gaskets and exhaust pipe joint gaskets with new ones.
- Prevent falling the gasket, apply grease to the exhaust pipe gaskets.

Install the exhaust pipe, and temporarily install exhaust pipe joint nuts and muffler mounting bolt/nut.