


BRAKE LIGHT SWITCH

FRONT

Disconnect the front brake light switch connectors and check for continuity between the terminals.

There should be continuity with the brake lever applied, and there should be no continuity with the brake lever is released.



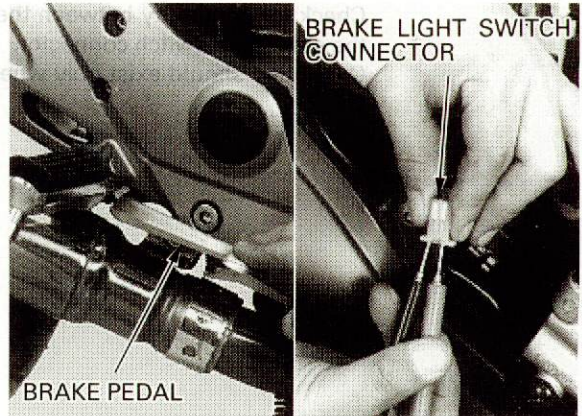
BRAKE LIGHT SWITCH

REAR

Remove the seat (page 2-2).

Disconnect the rear brake light switch connector and check for continuity between the terminals.

There should be continuity with the brake pedal applied, and there should be no continuity with the brake pedal is released.



BRAKE LIGHT SWITCH CONNECTOR

BRAKE PEDAL

CLUTCH SWITCH

Disconnect the clutch switch connectors.

There should be continuity with the clutch lever applied, and there should be no continuity with the clutch lever is released.




CLUTCH SWITCH

NEUTRAL SWITCH

Disconnect the neutral switch connector from the switch.

Shift the transmission into neutral and check for continuity between the Light Green wire terminal and ground.

There should be continuity with the transmission is in neutral, and no continuity when the transmission is into gear.



NEUTRAL SWITCH CONNECTOR