


SHIFT DRUM/SHIFT FORK REMOVAL


Remove the following:

- Gearshift linkage (page 9-12)
- Oil pan (page 4-4)


Remove the bolts and shift drum bearing set plates.



Remove the shift fork shaft and shift forks.



Remove the shift drum bearing and shift drum.



SHIFT DRUM/SHIFT FORK INSPECTION

Check the shift fork and fork shaft for wear or damage.

Measure the I.D. of the shift fork.

SERVICE LIMIT: 12.03 mm (0.474 in)

Measure the shift fork claw thickness.

SERVICE LIMIT: 5.9 mm (0.23 in)

