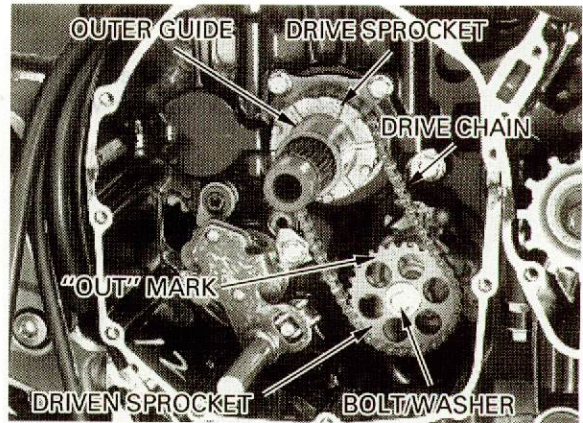


Install the clutch outer guide, oil pump drive/driven sprocket and drive chain as an assembly.


NOTE:

Install the oil pump driven sprocket with its "OUT" mark facing out.




Apply a locking agent to the threads of the oil pump driven sprocket bolt.
Tighten the driven sprocket bolt to the specified torque.

TORQUE: 15 N·m (1.5 kgf·m, 11 lbf·ft)



Align the primary drive gear and sub-gear teeth with a screwdriver as shown.

Install the clutch outer.



Install the washer onto the clutch outer.

