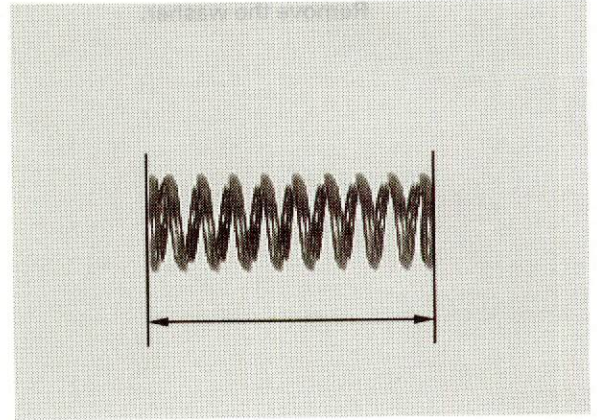
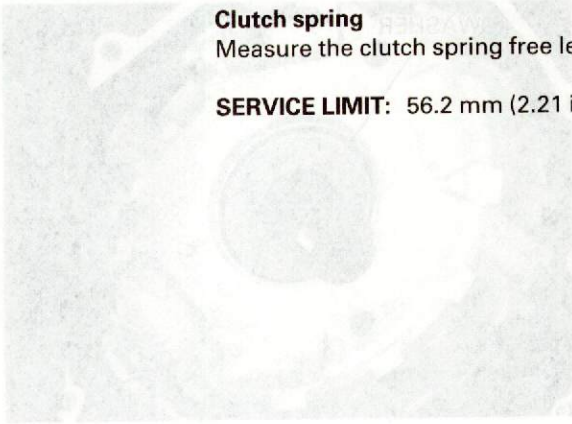


CLUTCH/GEARSHIFT LINKAGE

Clutch spring


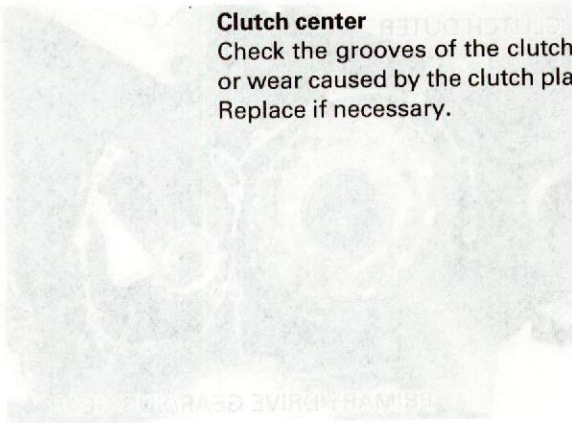
Measure the clutch spring free length.

SERVICE LIMIT: 56.2 mm (2.21 in)



Clutch center

Check the grooves of the clutch center for damage or wear caused by the clutch plates. Replace if necessary.


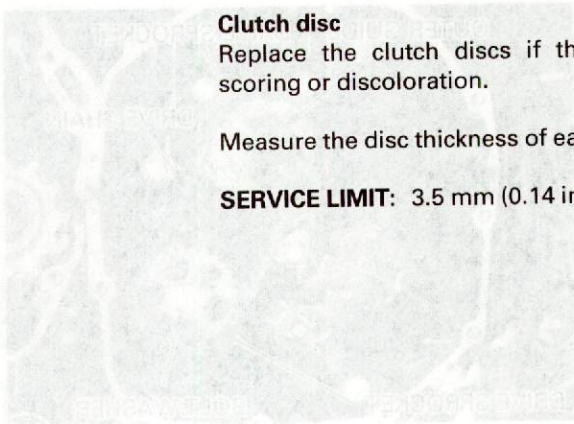


Clutch disc

Replace the clutch discs if they show signs of scoring or discoloration.

Measure the disc thickness of each disc.

SERVICE LIMIT: 3.5 mm (0.14 in)



Clutch plate

Check each disc plate for warpage on a surface plate using a feeler gauge.

SERVICE LIMIT: 0.30 mm (0.012 in)

