


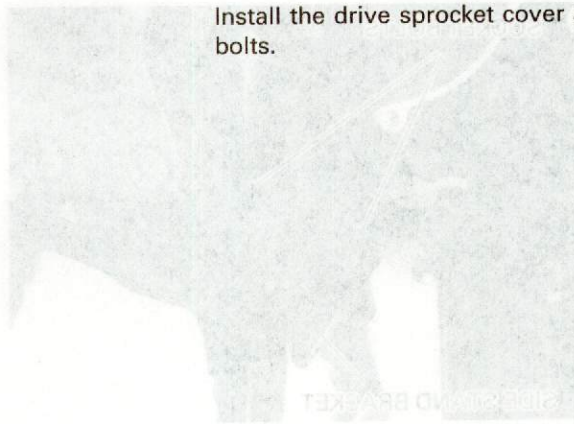


ENGINE REMOVAL/INSTALLATION

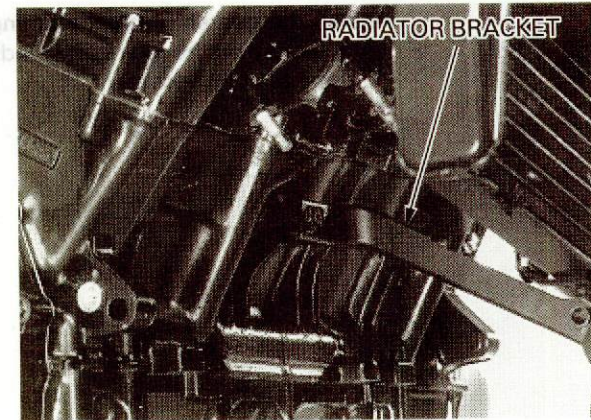
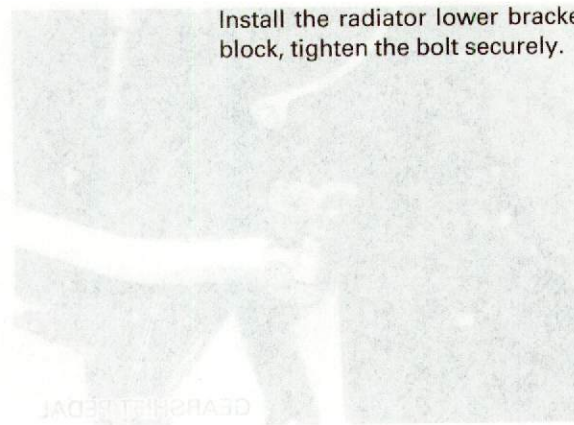
Install the dowel pins and drive chain guide plate.



Install the drive sprocket cover and tighten the SH bolts.



Install the radiator lower bracket onto the cylinder block, tighten the bolt securely.



Install the radiator (page 6-11) and connect the lower radiator hose and tighten the clamp screw.

Install the muffler/exhaust pipe (page 2-13).
Connect the oil pipes (page 4-13).

