

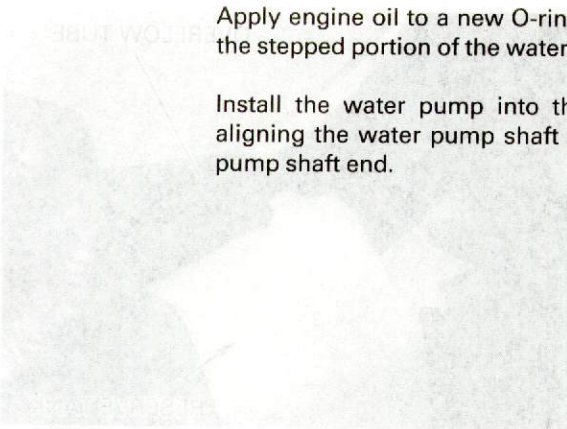


Connect the water pump-to-water joint hose to the water pump and tighten the clamp screw.


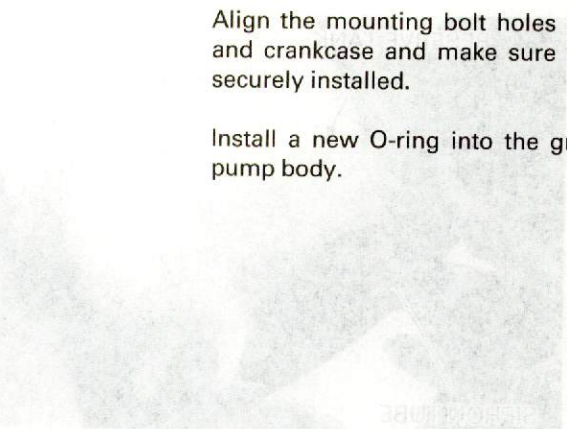


Apply engine oil to a new O-ring and install it onto the stepped portion of the water pump.



Install the water pump into the crankcase while aligning the water pump shaft groove with the oil pump shaft end.

Align the mounting bolt holes in the water pump and crankcase and make sure the water pump is securely installed.



Install a new O-ring into the groove in the water pump body.

Install the water pump cover and tighten the four flange bolts to the specified torque.

TORQUE: 13 N·m (1.3 kgf·m , 9 lbf·ft)

Connect the lower radiator hose and bypass tube, then tighten the clamp screws.

