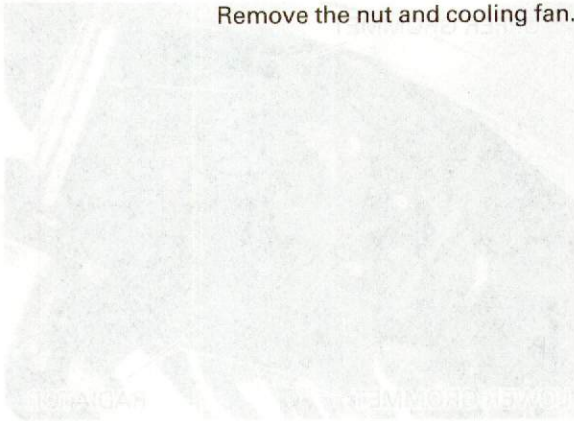



# COOLING SYSTEM

Remove the nut and cooling fan.

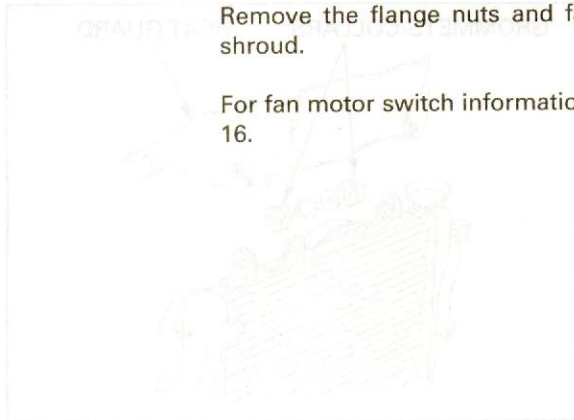


NUT COOLING FAN




Remove the flange nuts and fan motor from the shroud.

For fan motor switch information, refer to page 19-16.



FAN MOTOR FLANGE NUTS



## ASSEMBLY

