



FUEL SYSTEM (Programmed Fuel Injection)

Remove the gasket.
Remove the socket bolts and cam pulse generator from the cover.

Apply sealant to the cam pulse generator wire grommet.
Install the cam pulse generator onto the cam pulse generator cover and tighten the two socket bolts.




Install the new gasket onto the cam pulse generator cover.
Install the cam pulse generator cover assembly onto the cylinder head aligning the dowel pins with the holes in the cylinder head.



Install the new sealing washers and bolts, then tighten the bolts to the specified torque.

TORQUE: 12 N·m (1.2 kgf·m , 9 lbf·ft)



Route the cam pulse generator wire properly, connect the 2P (Natural) connector.

Install the removed parts in the reverse order of removal.

