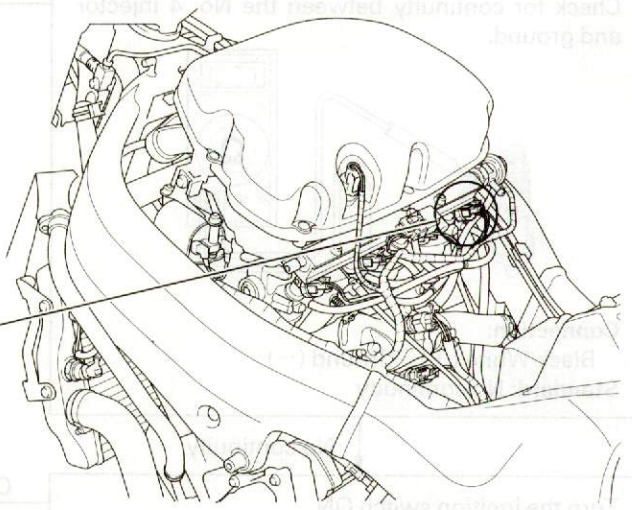
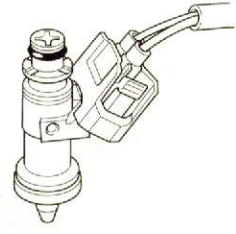


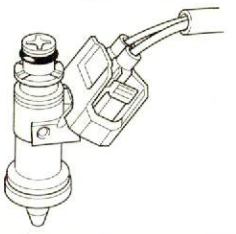
PGM-FI MALFUNCTION INDICATOR 15 BLINKS (NO. 4 INJECTOR)

Turn the ignition switch OFF.

Disconnect the No. 4 injector 2P connector. Check for loose or poor contact on the No. 4 injector 2P connector.



Connect the No. 4 injector 2P connector. Place the motorcycle on its side stand. Turn the ignition switch ON. Check the malfunction indicator blinks.



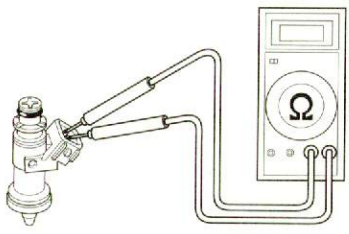
No blinks

• Loose or poor contacts on the No. 4 injector connector



15 blinks

Turn the ignition switch OFF. Disconnect the No. 4 injector 2P connector and measure the resistance of the No. 4 injector.



Abnormal

• Faulty No. 4 injector



Connection:
Black/White (+) - Pink/Black (-)
Standard: 13.0 - 14.4 k Ω (20 °C/68 °F)

Normal