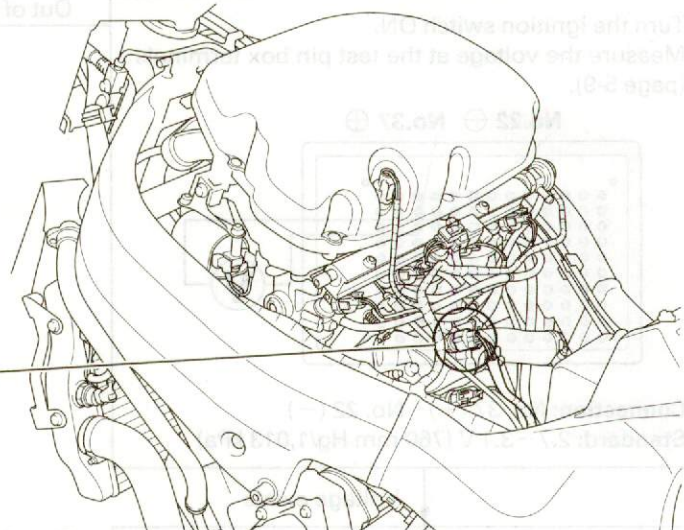
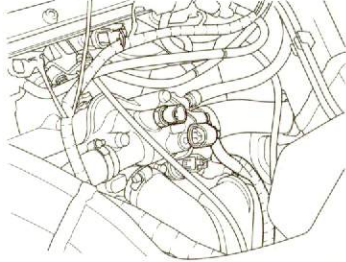


# FUEL SYSTEM (Programmed Fuel Injection)

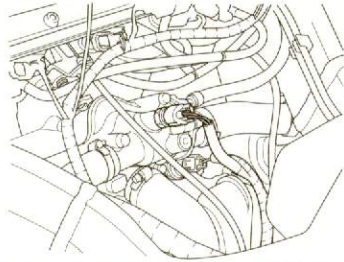
## PGM-FI MALFUNCTION INDICATOR 7 BLINKS (ECT SENSOR)

Turn the ignition switch OFF.

Disconnect the ECT sensor 3P connector. Check for loose or poor contact on the ECT sensor connector.




Connect the ECT sensor connector. Place the motorcycle on its side stand. Turn the ignition switch ON.



Check the malfunction indicator blinks.

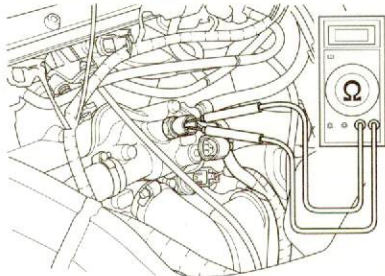
No blinks

• Loose or poor contacts on the ECT sensor connector



7 blinks

Turn the ignition switch OFF. Disconnect the ECT sensor connector. Measure the resistance at the ECT sensor terminals.



Abnormal

• Faulty ECT sensor

**Connection:** Pink/white (+) – Green/Orange (–)  
(sensor side terminals)

**Standard:** 2.2 – 2.7 kΩ (20 °C/68 °F)

Normal