

VALVE CLEARANCE

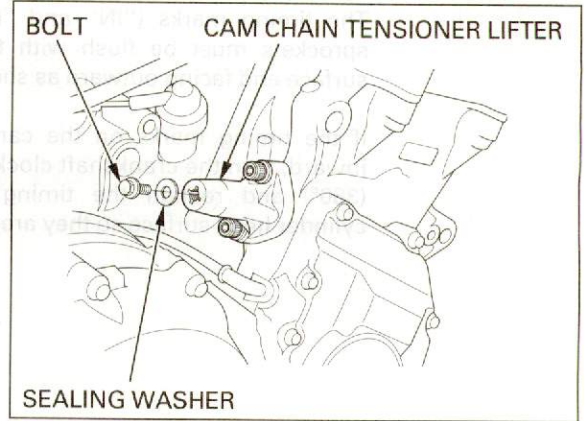
INSPECTION

NOTE:

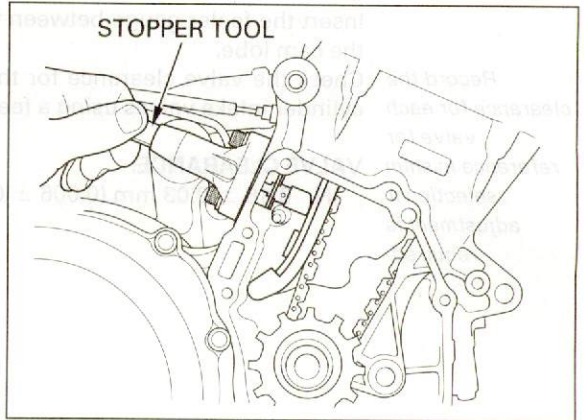
Inspect and adjust the valve clearance while the engine is cold (below 35 °C/95 °F).

Remove the cylinder head cover (page 8-5).


Remove the cam chain tensioner lifter sealing bolt and sealing washer.



Turn the cam chain tensioner lifter shaft fully and secure it using the mechanic's tensioner stopper tool (page 8-6).



Remove the timing hole cap and O-ring.



Turn the crankshaft clockwise, align the "T" mark on the ignition pulse generator rotor with the index mark on the ignition pulse generator rotor cover.

