

### C. Inspection

#### 1) Front fork spring. (Fig. 132)

Item	Standard value		Serviceable limit
Free length	CB100 CL100	184mm (7.2440 in.)	160mm (6.2992 in.)
	SL100	484.2mm (19.0629 in.)	460mm (18.1102 in.)
	CB125S CD125S	205.5mm (8.0905 in.)	180mm (7.0866 in.)
	SL125	482.3mm (18.9881 in.)	460mm (18.1102 in.)

Replace if beyond the serviceable limit.

#### 2) Wear of front fork piston.

Item	Standard value		Serviceable limit
Outside diameter	CB100 CL100 CB125S CD125S	30.936–30.975mm (1.2174–1.2194 in.)	30.9mm (1.2165 in.)
	SL100 SL125	35.425–35.450mm (1.3946–1.3956 in.)	35.4mm (1.2937 in.)

Replace if beyond the serviceable limit.

- 3) Check the front fork oil seal for damage. If damaged, replace with new one.
- 4) Check the front fork pipe and bottom case for bend or crank. If badly damaged, replace with new one.

### D. Reassembly

- 1) Assemble piston stopper and piston on the front fork pipe.
- 2) Fill front fork bottom case with SAE 10W-30.

**CB100, CL100, CB125S, CD125S:**

**130–140cc (4.4–4.7 ozs)**

**SL100, SL125: 180–190cc (6.1~6.4 ozs)**

#### 3) (CB100, CL100, CB125S, CD125S)

Insert the front fork pipe assembly into the bottom case, install the oil seal and circlip, and assemble the front fork spring into the fork pipe so that the end with the large pitch is at the bottom. (Fig. 134)

**(SL100, SL125)**

Place the large pitch end of the front fork spring into the bottom case, insert the front fork pipe and assemble the oil seal and circlip.

#### 4) (CB100, CL100, CB125S, CD125S)

Attach the front fork upper and lower covers or fork boots, and install the front fork as a unit. Tighten the front fork bolt and mounting bolt. Attach the front fender

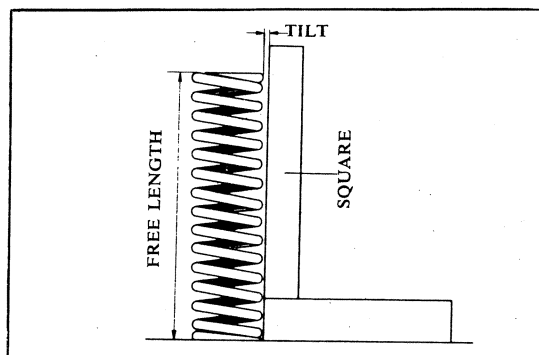


Fig. 132 Spring free length measurement

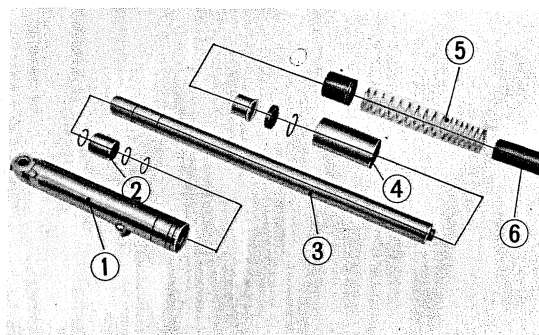


Fig. 133 ① Front fork bottom pipe ② Fork piston  
③ Front fork pipe ④ Bottom case cover  
⑤ Front fork spring ⑥ Front fork spring guide

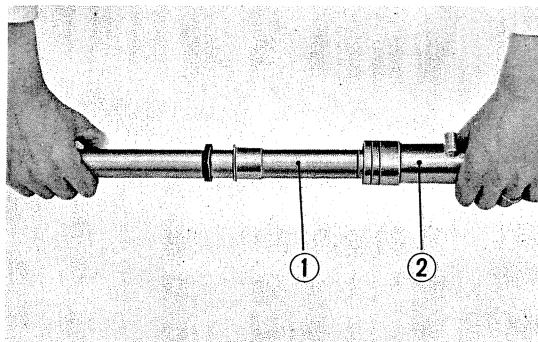


Fig. 134 Front fork assembly  
① Front fork pipe ② Front fork bottom pipe

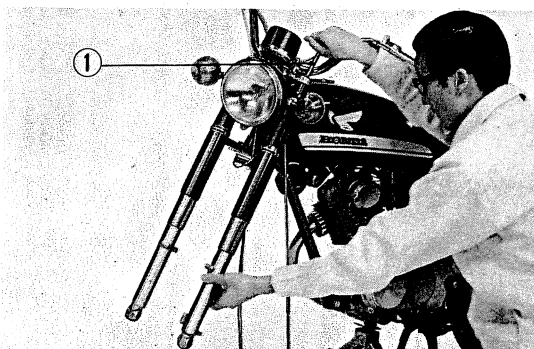


Fig. 135 Front fork installation  
① Front fork puller