

IV. CHASSIS

37

1. FRONT BRAKE AND FRONT WHEEL

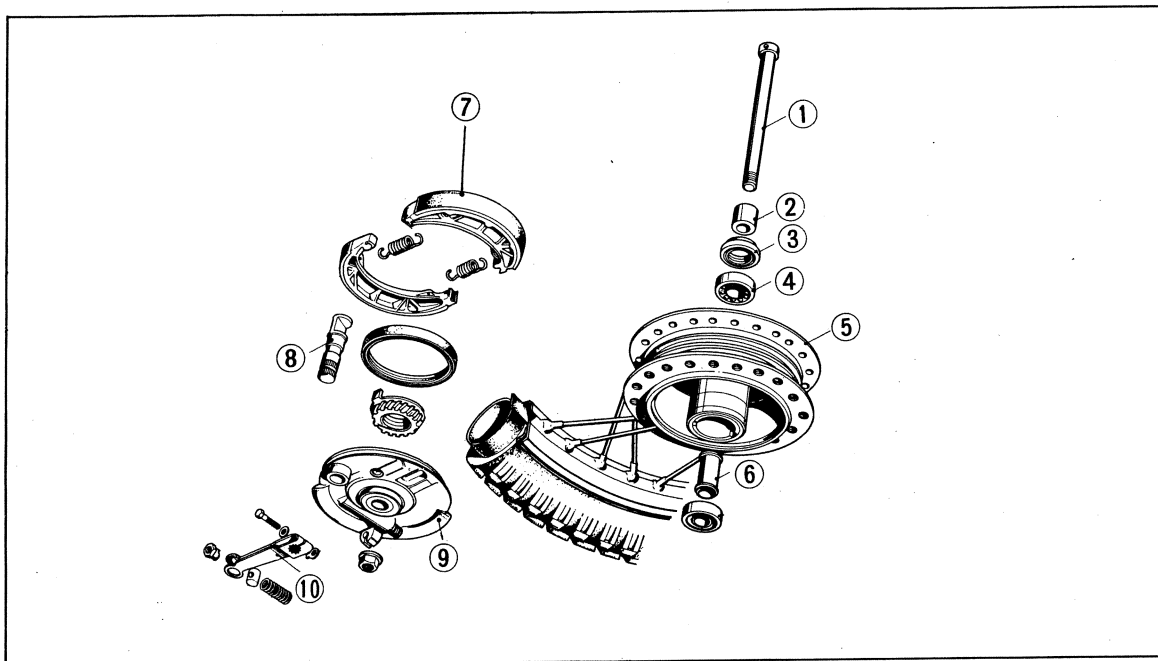


Fig. 99 ① Front wheel axle ② Front wheel side collar ③ 21×37×7 oil seal ④ 6301R ball bearing ⑤ Front wheel hub ⑥ Front axle distance collar ⑦ Brake shoe ⑧ Front brake cam ⑨ Front brake panel ⑩ Front brake arm

A. Disassembly

- 1) Place an appropriate stand under the engine.
- 2) Disconnect the front brake cable.
- 3) Disconnect the speedometer cable.
- 4) Remove front wheel axle nut, extract the front wheel axle and then drop the wheel (Fig. 100)
- 5) Remove the brake arm, unhook the two brake shoe springs and then disassemble the brake shoes from the brake panel. (Fig. 101)
- 6) Remove the oil seal, the two ball bearings (#6301R), and then pull out the front axle distance collar.




Fig. 100 Front wheel removal
① Front wheel axle

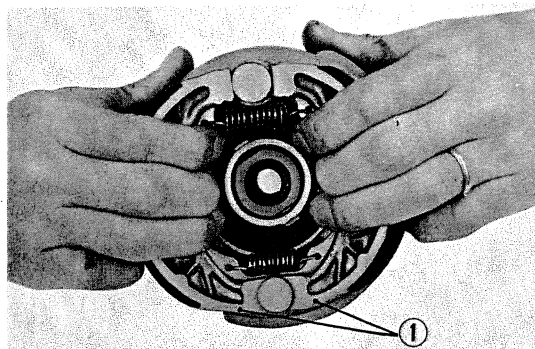


Fig. 101 Brake shoe removal
① Brake shoe