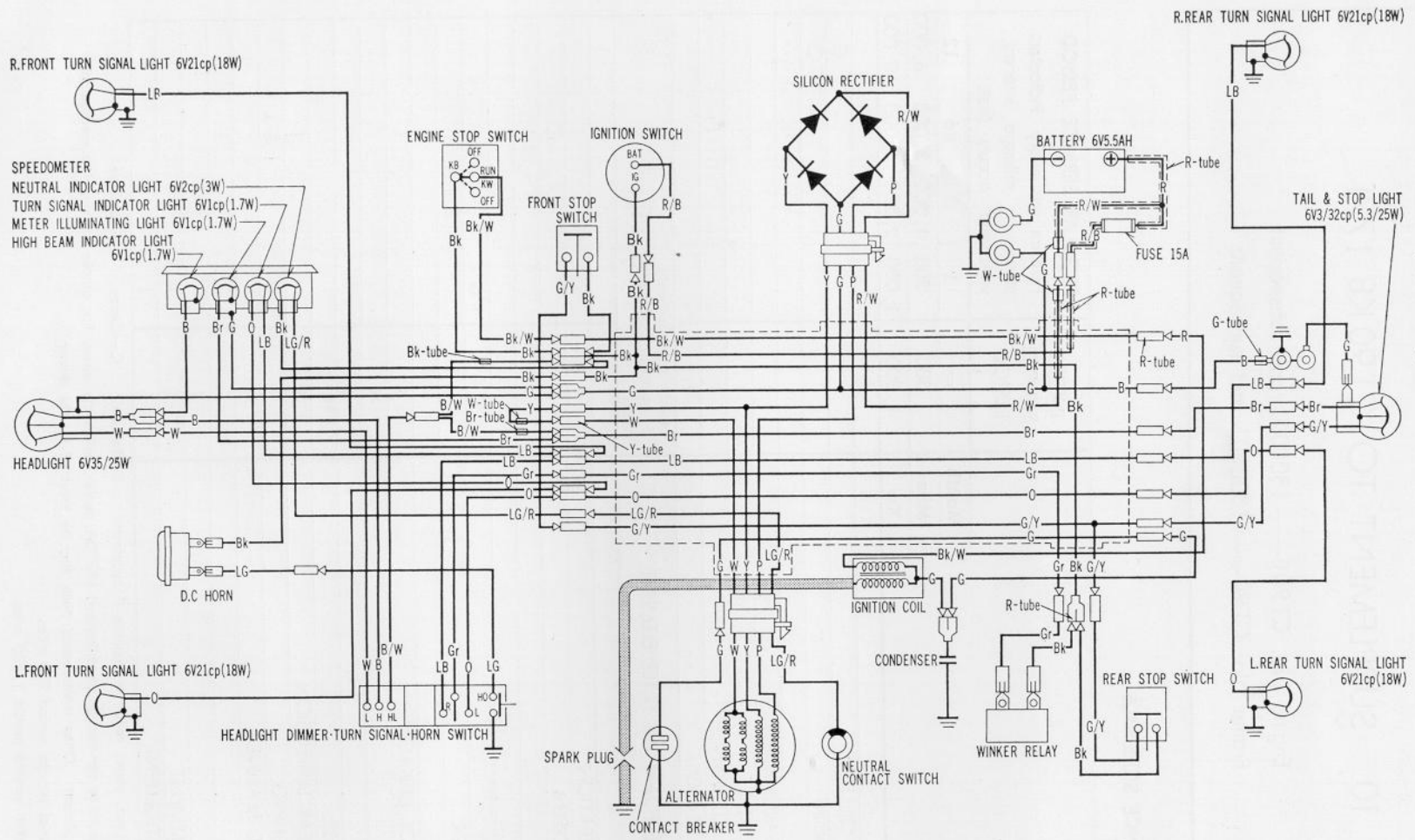


2. WIRING DIAGRAM (CT 90 '77)



R.FRONT TURN SIGNAL LIGHT 6V21cp(18W)

SPEEDOMETER
 NEUTRAL INDICATOR LIGHT 6V2cp(3W)
 TURN SIGNAL INDICATOR LIGHT 6V1cp(1.7W)
 METER ILLUMINATING LIGHT 6V1cp(1.7W)
 HIGH BEAM INDICATOR LIGHT 6V1cp(1.7W)

HEADLIGHT 6V35/25W

L.FRONT TURN SIGNAL LIGHT 6V21cp(18W)

HEADLIGHT DIMMER-TURN SIGNAL-HORN SWITCH

ENGINE STOP SWITCH

IGNITION SWITCH

SILICON RECTIFIER

BATTERY 6V5.5AH

TAIL & STOP LIGHT 6V3/32cp(5.3/25W)

IGNITION COIL

CONDENSER

SPARK PLUG

ALTERNATOR

NEUTRAL CONTACT SWITCH

WINKER RELAY

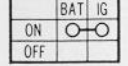
REAR STOP SWITCH

L.REAR TURN SIGNAL LIGHT 6V21cp(18W)

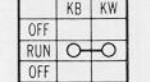
HEADLIGHT DIMMER-TURN SIGNAL-HORN SWITCH ARRANGEMENT



IGNITION SWITCH ARRANGEMENT



ENGINE STOP SWITCH ARRANGEMENT



- G.....Green
- R.....Red
- W.....White
- Br.....Brown
- Bk.....Black
- LG.....Light Green
- Y.....Yellow
- B.....Blue
- P.....Pink
- O.....Orange
- Gr.....Grey
- LB.....Light Blue

0030Z-102-7800