




### CYLINDER HEAD INSTALLATION

Install a new cylinder head gasket and new oil passage O-rings.



DOWEL PINS



GASKET O-RINGS

Install the cylinder head.  
Install the cylinder head cover with the arrow facing down (EX side).


**NOTE**

Be sure to install the sealing washers, copper washer, cap nuts and nut on the cylinder head cover as shown.

Tighten the nuts.  
**TORQUE: 0.9-1.2 kg-m (7-9 ft-lb)**  
Tighten the cylinder and head 6 mm bolts.

CAP NUTS

ARROW




COPPER WASHER NUT HEAD 6mm BOLT CYLINDER 6mm BOLT

Turn the crankshaft counterclockwise and align the "T" and index marks.

Loosen the cam chain tensioner lock nut and adjusting bolt.

INDEX MARK



"T" MARK