



## To set the clock:


- 1 Turn the ignition switch on.
- 2 Select the digital clock mode.
- 3 Press and hold the Select/Reset button until the hour digits start flashing.



- 4 Press the Select/Reset button until the desired hour is displayed.



- 5 Press and hold the Select/Reset button. The minute digits start flashing.



- 6 Press the Select/Reset button until the desired minute is displayed.



- 7 Press and hold the Select/Reset button until the display stops flashing. The clock is set.
  - ▶ The time can also be set by turning the ignition switch off.
  - ▶ The display will stop flashing automatically and the adjustment will be cancelled if the button is not pressed for about 30 seconds.