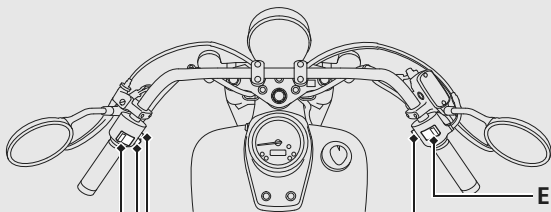



Switches





 **Horn button**


 **Turn signal switch**


▶ Pressing the switch turns the turn signal off.

Headlight dimmer switch

-  **D**: High beam
-  **D**: Low beam

Engine stop switch

Should normally remain in the  (Run) position.

▶ In an emergency, switch to the  (Off) position (the starter motor will not operate) to stop the engine.

 **Start button**

Headlight turns off when operating the starter motor.