










Quick Reference

These symbols are used in Controls & Features section:

SYMBOL	COMPONENT	SEE PAGE
I	ON — ignition switch	34
O	OFF — ignition switch	34
	4WD switch	35
	differential lock switch	36
	differential lock indicator — lights when the front differential lock mode engages	36
 OR	start/over ride button	39
	RUN — engine stop switch	40
	OFF — engine stop switch	40
	ON — headlight switch	41
•	OFF — headlight switch	41
	HI — headlight dimmer switch	41
	LO — headlight dimmer switch	41
R	reverse selector knob	44
PKB ↑	lock lever — parking brake	46