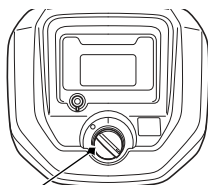
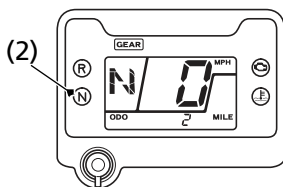


Starting & Stopping the Engine

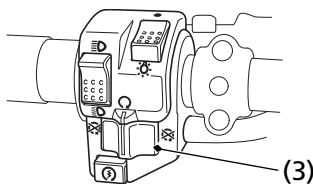
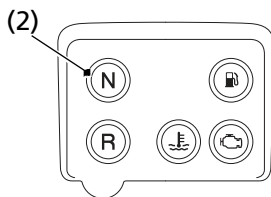
Preparation

(TRX420FM1)



- (1) ignition switch
(2) neutral indicator

(TRX420TM1)



- (3) engine stop switch

1. Before starting, select a level surface and lock the parking brake (page 41).
2. Turn the ignition switch (1) to ON (q).