











Quick Reference

These symbols are used in Controls & Features section:

SYMBOL	COMPONENT	SEE PAGE
	choke knob	16
	ON – ignition switch	17
	OFF – ignition switch	17
	START button	18
	OFF – engine stop switch	18
	RUN – engine stop switch	18
	ON – headlight switch	19
	OFF – headlight switch	19
	HI – headlight dimmer switch	19
	LO – headlight dimmer switch	19