








# Quick Reference

---

These symbols are used in Controls & Features section:

<b>SYMBOL</b>	<b>COMPONENT</b>	<b>SEE PAGE</b>
	choke knob	<a href="#">16</a>
I	ON — ignition switch	<a href="#">17</a>
○	OFF — ignition switch	<a href="#">17</a>
	START button	<a href="#">18</a>
	RUN — engine stop switch	<a href="#">18</a>
	OFF — engine stop switch	<a href="#">18</a>
	ON — headlight switch	<a href="#">19</a>
•	OFF — headlight switch	<a href="#">19</a>
	HI — headlight dimmer switch	<a href="#">19</a>
	LO — headlight dimmer switch	<a href="#">19</a>
<b>R</b>	reverse selector knob	<a href="#">22</a>
<b>PKB</b> ↑	lock lever — parking brake	<a href="#">24</a>