











Quick Reference

These symbols are used in Controls & Features section:

SYMBOL	COMPONENT	SEE PAGE
	choke knob	17
	ON – ignition switch	18
	OFF – ignition switch	18
	START button	19
	RUN – engine stop switch	19
	OFF – engine stop switch	19
	ON – headlight switch	20
	OFF – headlight switch	20
	HI – headlight dimmer switch	20
	LO – headlight dimmer switch	20