








Maintenance Schedule

Items		Frequency	Odometer Reading*1							Regular Replace	Refer to page	
			x 1,000 mi	0.6	4	8	12	16	20			24
			x 1,000 km	1.0	6.4	12.8	19.2	25.6	32.0			38.4
Emission-Related Items	Fuel Line				I	I	I	I	I	I		-
	Throttle Operation				I	I	I	I	I	I		80
	Air Cleaner*2					R		R		R		60, 72
	Crankcase Breather*3				C	C	C	C	C	C		81
	Spark Plug				I	R	I	R	I	R		66
	Valve Clearance				I	I	I	I	I	I		-
	Engine Oil			R	R	R	R	R	R	R		69
	Engine Oil Strainer Screen					C		C		C		69
	Engine Idle Speed			I	I	I	I	I	I	I		-
	Radiator Coolant*4					I		I		I	3 Years	73
Cooling System					I		I		I		-	

Maintenance Level

 : Intermediate. We recommend service by your dealer, unless you have the necessary tools and are mechanically skilled. Procedures are provided in an official Honda Service Manual (➡ P. 112).

 : Technical. In the interest of safety, have your scooter serviced by your dealer.

Maintenance Legend

I : Inspect (clean, adjust, lubricate, or replace, if necessary)
R : Replace
C : Clean