




Starting the Engine *(Continued)*


- 2 Make sure the engine stop switch is in the  (Run) position.
- 3 Turn the ignition switch to the ON position.
- 4 Check the transmission in Neutral ( indicator to come on).
- 5 Press the start button with the throttle completely closed.
- 6 Make sure the parking brake lever is released before riding.

If the engine does not start:

- 1 Open the throttle fully and press the start button for 5 seconds.
- 2 Repeat the normal starting procedure.
- 3 If the engine starts, open the throttle slightly if idling is unstable.
- 4 If the engine does not start, wait 10 seconds before trying steps 1 & 2 again.

If Engine Will Not Start  P.103

When you stop the engine

- 1 To stop the engine, put gear to Neutral ( indicator comes on).
 - ▶ If you turn the ignition switch to the OFF position when the motorcycle in gear, the engine will shut off with the clutch disengaged.
- 2 Turn the ignition switch OFF.
- 3 Pull the parking brake lever when you park the motorcycle.