

## Instruments (Continued)



### D indicator




Comes on when the D mode is selected in the AT MODE. ➡ P.40

### S indicator

Comes on when the S mode is selected in the AT MODE. ➡ P.40

### Gear position indicator

The gear position is shown in the gear position indicator when the D, S mode or MT MODE are selected.

- ▶ “-” appears for a few seconds and then goes off when the engine starts.
- ▶ “-” flashes when the engine stop switch position is changed from  (Run) to  (Off) position with the ignition switch on.
- ▶ “-” flashes when the ignition switch is turned on with the engine stop switch  (Off) position.

The indicator may flash if:

- ▶ The front wheel leaves the ground.
- ▶ You turn the wheel while the motorcycle is upright on the stand.

This is normal. To operate the system again, turn the ignition switch off, then on again.

**If the “-” indicator is blinking in the gear position window while riding:** ➡ P.107