



# Indicators

If one of these indicators does not come on when it should, have your dealer check for problems.


## **PGM-FI (Programmed Fuel Injection) malfunction indicator lamp (MIL)**

Comes on briefly when the ignition switch is turned on with the engine stop switch in the  (Run) position.

**If it comes on while engine is running:**  **P.79**

 **Left turn signal indicator**

 **High beam indicator**

 **ABS (Anti-lock Brake System) indicator**

**GROM125A only**

Comes on when the ignition switch is turned on. Goes off when your speed reaches approximately 6 mph (10 km/h)

**If it comes on while riding:**

 **P.79**

**N Neutral indicator**

Comes on when the transmission is in Neutral.

 **Right turn signal indicator**

