

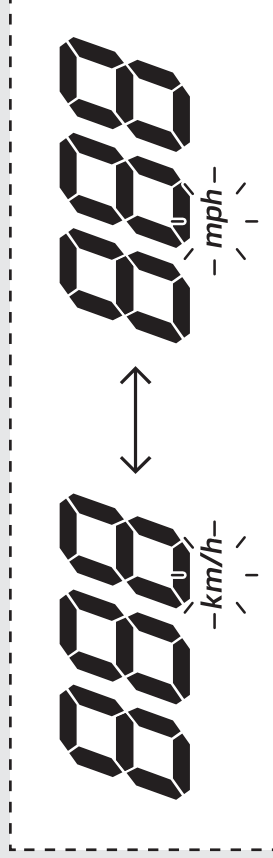
## Instruments *(continued)*

### Setting mode

The main screen is used to adjust the following settings:

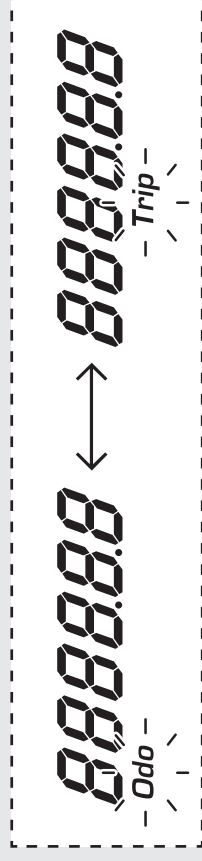
#### 1. Changing the speed units:

- 1 Start the motorcycle.
- 2 Press the M (Mode) button.
  - u Keep it pressed for several seconds and the speed units will change from km/h to mph and vice versa, depending on their initial setting.



#### 2. Changing from "Odo" to "Trip 1" display:

- 1 Start the motorcycle.
- 2 Press the M (Mode) button and the "Odo" display will change to (Trip 1).

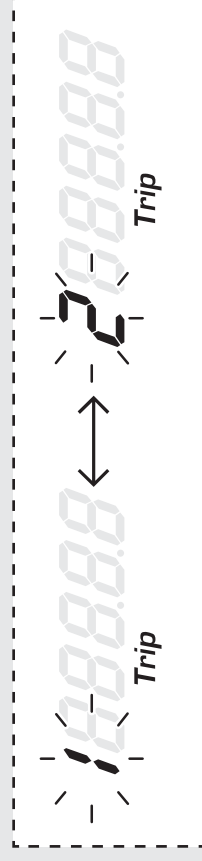


#### 3. Press the S (Set) button.

- u Keep it pressed for several seconds and "Trip 1" will change to 0.0 km/h / mph.

#### 3. Changing from "Trip 1" to "Trip 2" display:

- 1 With the motorcycle running and set to "Trip 1":
  - u Press the M (Mode) button and the display will change to "Trip 2".



#### 2. Press the S (Set) button.

- u Keep it pressed for several seconds and "Trip 2" will change to 0.0 km/h / mph.