



Engine servicing



(1) 5P CONNECTOR

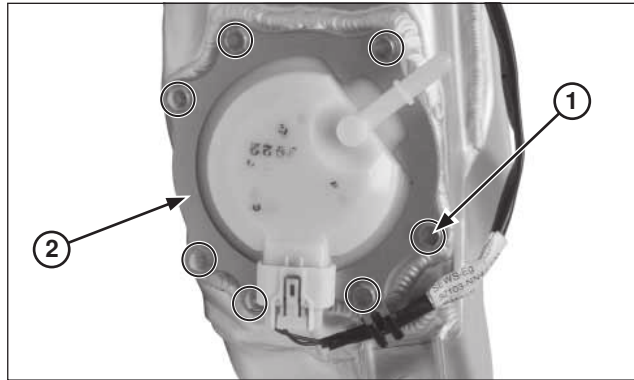


(1) FAST CONNECTOR

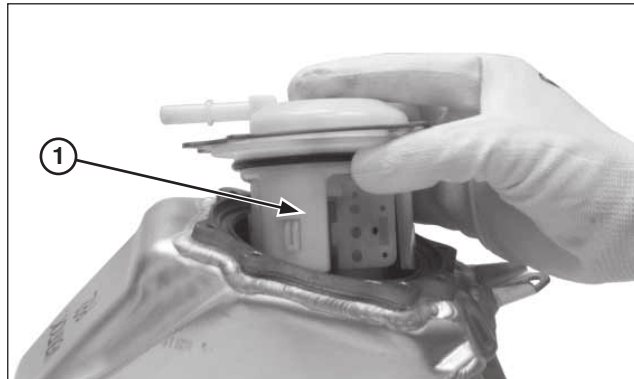
Disassembly of the fuel filter

Disconnect the 5P connector from the fuel pump.

Disconnect the fuel feed hose (page 3-4).



(1) BOLTS
(2) FUEL PUMP BASE

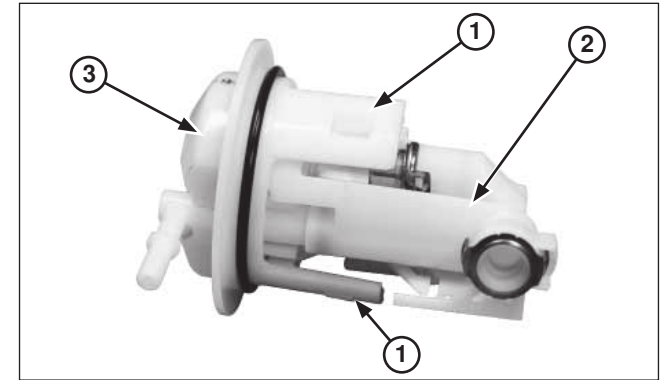


(1) FUEL PUMP

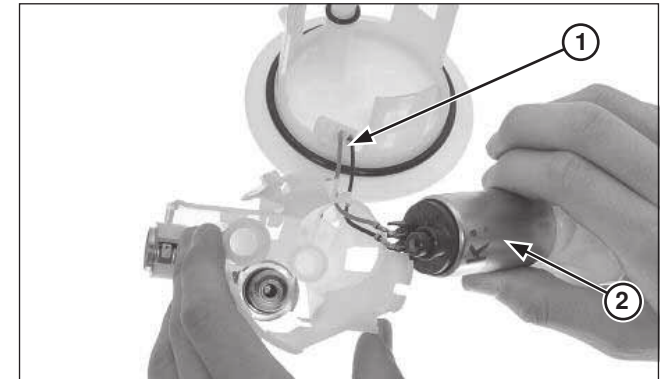
Remove the fuel tank.

Remove the bolts from the fuel pump base and remove the base.

Take the fuel pump out of the fuel tank, taking care not to damage the pump or electric cables.



(1) PAWL
(2) PUMP BODY
(3) PUMP



(1) CABLE TERMINALS
(2) PUMP ENGINE/FILTER

Cleaning the fuel filter

Press the three pawls between the pump body and the pump. Remove the body from the pump.

Disconnect the cable terminals (take note initial position). Disassemble the engine/filter system from the pump body.