


Frame servicing



- (1) STEM NUT
- (2) TOP BRIDGE

Steering stem

Disassembly

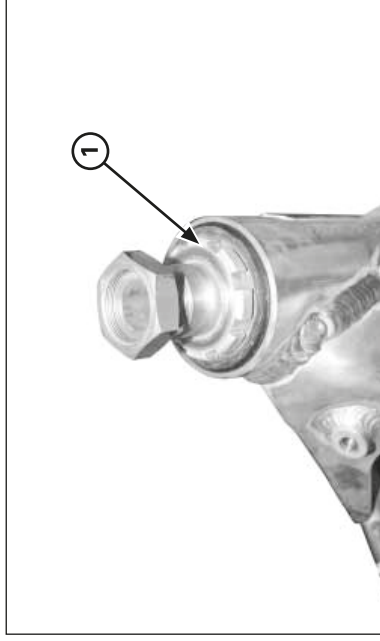
Remove the following:

- Handlebar
- Front wheel (page 5-1)
- Front fender


Remove the steering stem nut and washer.

Remove the fork legs (page 5-3).

Remove the top bridge.



- (1) ADJUSTING NUT

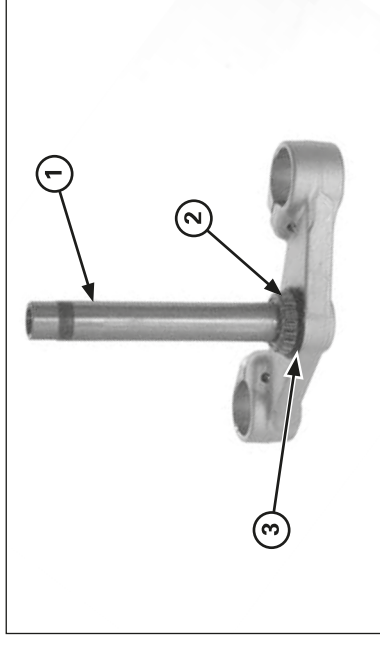


- (1) DUST SEAL
- (2) UPPER BEARING
- (3) STEERING STEM

Remove the stem bearing adjusting nut.

Remove the following:

- Dust seal
- Upper bearing
- Steering stem/lower bearing



- (1) STEM
- (2) LOWER BEARING
- (3) DUST SEAL



- (1) BALL RACE REMOVER

Remove the lower bearing and dust seal from the steering stem.

Remove the upper and lower bearing races from the steering head using the special tools.

Tool:

Ball race remover 07948-4630100