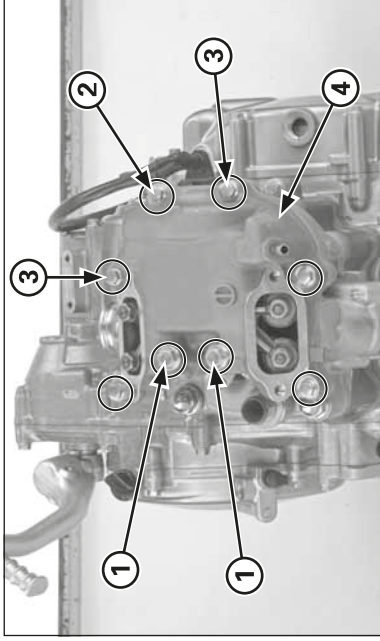



(1) BOLTS  
(2) TAPPET ADJUSTING HOLE COVER

Remove the bolts and tappet adjusting hole covers.

Make sure the piston at TDC (Top Dead Center) on the compression stroke by moving the rocker arms.




(1) BOLTS/SEALING WASHERS (2) SH BOLTS  
(3) SEALING WASHERS (4) CYLINDER HEAD COVER



(1) SIDE CAP  
(2) DOWEL PINS

Disconnect the crankcase breather hose.  
Remove the two 6 mm bolts.  
Loosen the eight cylinder head cover SH bolts in crisscross pattern in 2 or 3 steps.  
Remove the bolts and four sealing washers.  
Remove the cylinder head cover assembly.

Remove the dowel pins.  
Remove the cylinder head side cap.  
Remove the camshaft bearing retainer from the cylinder head cover.



(1) CAM CHAIN  
(2) CAMSHAFT

Remove the cam chain from the cam sprocket and suspend the cam chain with a piece of wire to prevent it from falling into the crankcase.

Remove the camshaft assembly.