


Engine servicing



- (1) VALVE SPRING COMPRESSOR
- (2) ATTACHMENT
- (3) COTTERS

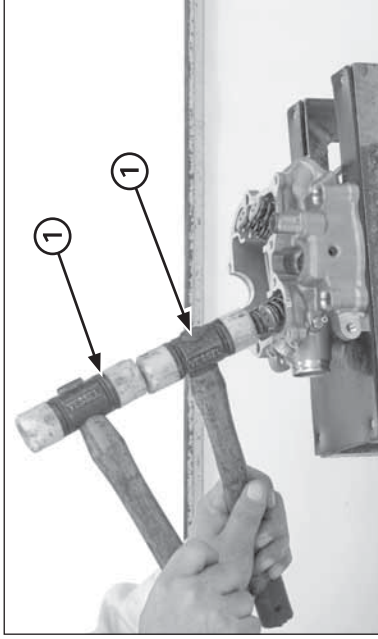
Compress the valve springs with the special tools and install the cotters.

Grease the cotters to ease installation.

Tools:

Valve spring compressor 07757-0010000
Compressor attachment 07959-KM30101


To prevent loss of tension, do not compress the valve springs more than necessary.



- (1) PLASTIC HAMMERS

Tap the valve stems gently with two plastic hammers as shown to seat the cotters firmly.

Support the cylinder head so the valve heads do not contact anything that may damage them.



- (1) BOLTS
- (2) CAM CHAIN TENSIONER LIFTER
- (3) GASKET

Cylinder/Piston

Cylinder Removal

Remove the cylinder head (page 4-23).

Remove the bolts, cam chain tensioner lifter and gasket.