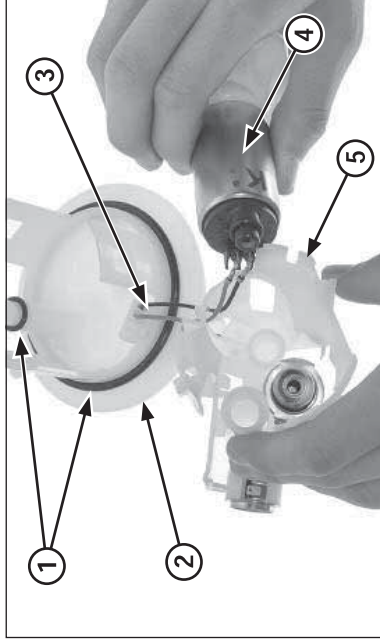




(1) FILTER SURFACE

Clean the surface of the filter.



(1) BEARINGS
(2) PUMP
(3) ENGINE CABLES
(4) MOTOR
(5) BODY

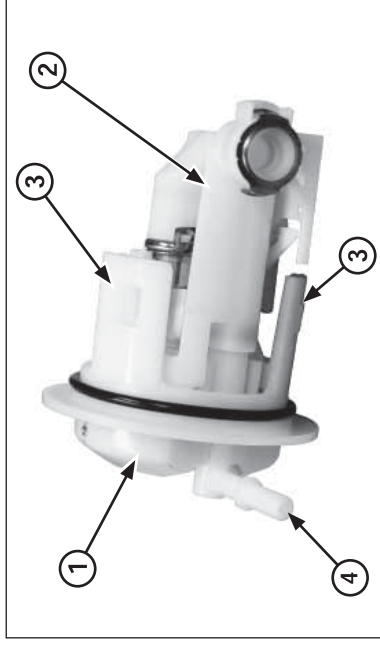
Replace the bearings with new ones every time the fuel pump is disassembled.

Clean the contact surface between the pump and the fuel tank. Install new bearings. Apply a small amount of engine oil for installation.


Thread the engine cables through the holes and connect them to the terminals.

Insert the pump engine in the body.

Be careful not to damage the cables



(1) PUMP
(2) BODY
(3) PAWLS
(4) CONNECTING PIPE



(1) BEARING
(2) PUMP

Assembly

Insert the body in the pump system. Make sure that the pawls are tightly closed and that the two pieces are perfectly positioned.

Insert a new bearing in its housing in the tank as shown. Insert the pump in the tank, taking special care not to damage the bearings. Apply a small amount of engine oil for installation.

Make sure that the bearing is properly positioned and supported in the fuel tank.