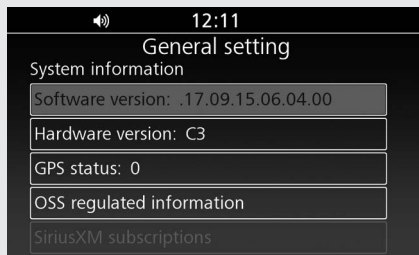


Audio System *(Continued)*

System Information

Shows various information of the audio system.

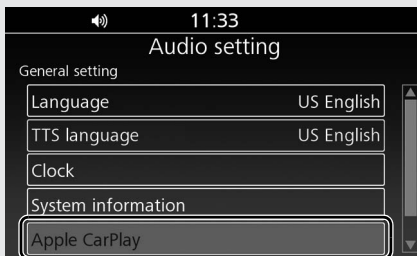


- 1 Select [System information], and then press or **[ENT]** switch.
- 2 The following information is displayed.
 - Software version
 - Hardware version
 - GPS reception status
 - OSS Regulated Information
 - SiriusXM® Subscriptions: Displays information about SiriusXM® subscriptions. This function is optional. Contact your dealer for details.
- 3 Return to the previous screen or the Home screen. **P.24**

Apple CarPlay/iPod

Selects whether Apple CarPlay connection or iPod (USB) connection is used when connecting your iPhone to the system with a USB cable.

To change the connection setting, disconnect the USB cable from your iPhone once, change the setting menu, and then connect the USB cable to your iPhone again.



- 1 Select [Apple CarPlay] or [iPod], and then press or **[ENT]** switch to change the connection.

Default: [Apple CarPlay]

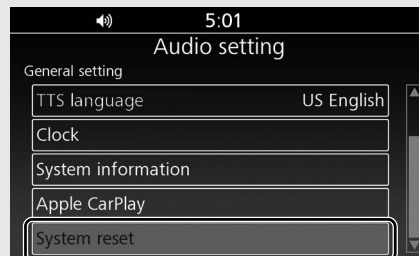
- 2 Return to the previous screen or the Home screen. **P.24**

Apple CarPlay: **P.101**

Playing an audio: **P.98**

System Reset

Resets the audio system to the factory defaults. All settings including preset data will be reset default values.



- 1 Select [System reset], and then press or **[ENT]** switch.
 - ▶ A confirmation message appears on the screen.
- 2 Select [YES] to reset the settings.
 - ▶ After selecting [YES], the system will reboot.

