
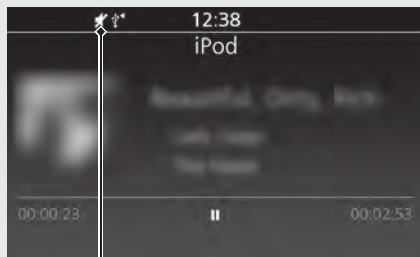


### To Pause a Track

Push and hold  switch to pause a track and mute the volume.



▶ A diagonal line appears in the audio output status icon on the screen.





Audio output status icon


To resume a track, operate **VOL** lever while volume is muted.

### To Change a Track

To skip to the next track, move  or press  on the 4-way key switch.

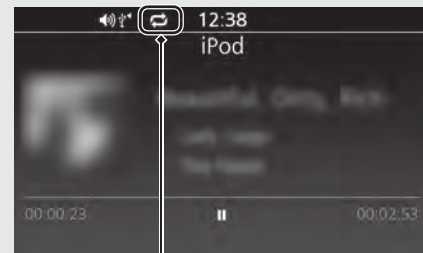
To go back to the beginning of the current or previous track, move  or press  on the 4-way key switch.

### To Select the Play Mode

You can select repeat and random modes. To switch the mode, press and hold  or **ENT** switch.

The audio play mode status icon appears on the upper part of the screen.

Cycles through the play modes as follows:  
 Normal play mode (blank) → Repeat all play mode → Track repeat play mode → Random play mode → Random & Repeat all play mode → Random & track play mode



Audio play mode status icon