

Audio Setting



From this screen, you can go to various setup options for the audio system.

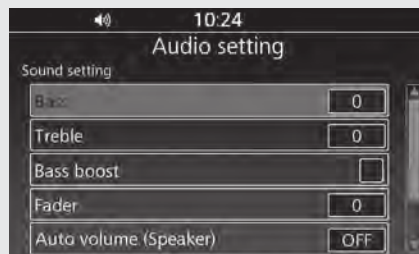


- [Sound setting] ➔ P.73
- [General setting] ➔ P.77
- [Bluetooth setting] ➔ P.82
- [Phone setting] ➔ P.90

Sound Setting

You can adjust the sound to fit your preferences.

Rotate  or press ▲ / ▼ on the 4-way key switch to select a setting menu. Press  or [ENT] switch to set your selection.





The sound settings contain the following:

- [Bass] ➔ P.73
- [Treble] ➔ P.74
- [Bass boost] ➔ P.74
- [Fader] ➔ P.74
- [Auto volume (Speaker)] ➔ P.75
- [Auto volume (Headset)] ➔ P.75
- [Volume] ➔ P.76
- [CB roger beep] ➔ P.76

Bass

Adjusts lower-frequency sound level.



- 1 Select [Bass], and then press  or [ENT] switch.
- 2 Rotate  or press ▲ / ▼ on the 4-way key switch to select your preferred level.
- 3 Return to the previous screen or the Home screen. ➔ P.24

Available setting range: Level -6 to +6
Default: Level 0

The Bass control is automatically adjusted in accordance with the vehicle speed.