


Audio System *(Continued)*

■ Making Multiple Calls

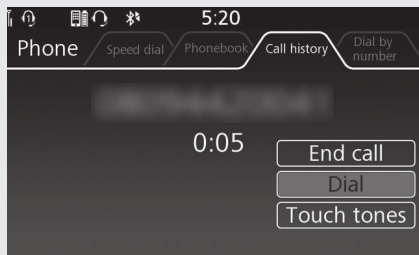
You can handle multiple calls at the same time if the connected mobile phone supports the call waiting function.


To Receive a Second Call

When a call comes in, press  switch on the left handlebar to receive the call. If the recipient answers, the first call is put on hold.


► The same action can be done by selecting [Accept] on the screen.

To Make a Second Call



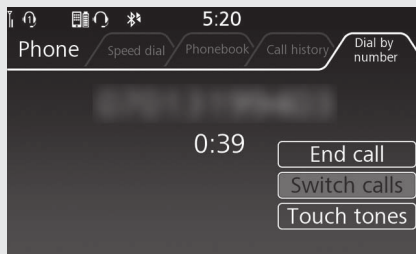
- 1 During a call, select [Dial], and then press  or [ENT] switch.
- 2 Select a phone number from [Speed dial], [Phonebook] or [Call history] or


Enter a phone number in [Dial by number].

► To change the call mode, press and hold  or [ENT] switch.


- 3 The second outgoing call will start. If the recipient answers, the first call is put on hold.

To Switch Between Multiple Calls



Select [Switch calls], and then press  or [ENT] switch.

To End a Call in Progress

- 1 Press and hold  switch on the left handlebar to end the second call.
► The same action can be done by selecting [End call] on the screen.
- 2 The system will return to the first call on hold.