

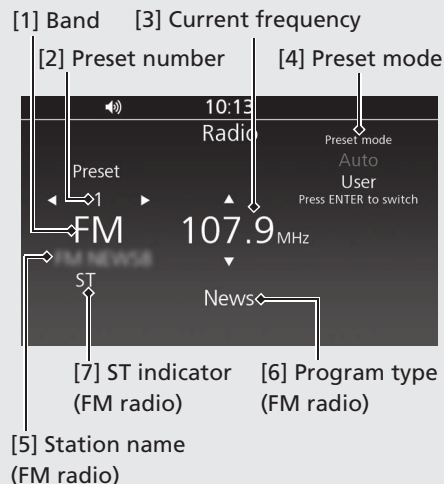


Audio System (Continued)

Playing the FM/AM Radio

The audio system features FM/AM radio. Press  (Source/Private Mode) switch to select to FM/AM radio. 



Screen Information

- [1] Band
- [2] Preset number
- [3] Current frequency
- [4] Preset mode ([User Preset]/[Auto Preset])
- [5] Station name **USA model only**

Displays that the station name of the current station when available (FM radio only).

- [6] Program type **USA model only**
- Displays the program type of the current station when available (FM radio only).




- [7] ST (stereo) indicator
 - Reception of a stereo signal is indicated when the ST indicator appears in the display. (Stereo reception is available only for FM stereo broadcasts.)


As FM stereo reception becomes weaker, special circuits in the radio gradually blend the sound toward mono to maintain some sound quality, even though the ST indicator remains on.




Select Station


You can tune the radio frequency one step at a time.

The FM frequency moves in 200 kHz steps. The AM frequency moves in 10 kHz steps.

To go up in frequency, rotate , move  or press  on the 4-way key switch.

- ▶ Auto seek: Move  and hold. The audio system will seek until a broadcasting station with a strong signal is detected.

To go down in frequency, rotate , move  or press  on the 4-way key switch.

- ▶ Auto seek: Move  and hold. The audio system will seek until a broadcasting station with a strong signal is detected.