










## Instruments *(Continued)*


GL1800/B

Indication	Gear position
	1st gear
	2nd gear
	3rd gear
	4th gear
	5th gear
	6th gear
	Neutral
	Reverse*
	Shifting failure

\* Except GL1800B USA model

" — " flashes when the transmission is not shifted properly.

### **|| Riding Mode Indicator**

Refer to "Riding Mode"  P.118

### **|| D (AT MODE) Indicator ( )**

GL1800BD/D/DA

Comes on when AT MODE is selected.

 P.114

### **|| Idling Stop OFF Indicator ( )**

GL1800D/DA Canada model only

Comes on briefly when the ignition switch is turned ON.

Comes on when the Idling Stop system is off.

**Idling Stop system:**  P.61

### **|| Walking Speed Mode Indicator ( )**

GL1800BD/D/DA

Comes on when in Walking Speed mode.

**Walking Speed Mode:**  P.115