


Front Suspension Adjustments

Fork Oil Adjustment

1. Remove the front suspension (page 100).
2. Disassemble the fork outer tube (page 102).
3. Disassemble the fork damper (page 107).

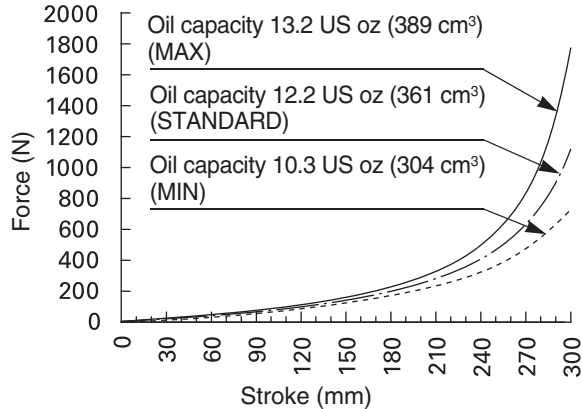
Fork Oil Capacity:

Standard 28.6 lbf/in (5.0 N/mm) Fork Spring




Standard oil capacity	12.2 US oz (361 cm ³)	
Maximum oil capacity	13.2 US oz (389 cm ³)	Slightly stiffer as it nears full compression.
Minimum oil capacity	10.3 US oz (304 cm ³)	Slightly softer as it nears full compression.

Example: Front fork characteristics when a standard spring




Optional Soft 27.4 lbf/in (4.8 N/mm) Fork Spring



Standard oil capacity	12.1 US oz (359 cm ³)	
Maximum oil capacity	13.1 US oz (387 cm ³)	Slightly stiffer as it nears full compression.
Minimum oil capacity	10.2 US oz (301 cm ³)	Slightly softer as it nears full compression.

Optional Stiff 29.7 lbf/in (5.2 N/mm) Fork Spring



Standard oil capacity	12.0 US oz (355 cm ³)	
Maximum oil capacity	13.0 US oz (383 cm ³)	Slightly stiffer as it nears full compression.
Minimum oil capacity	10.1 US oz (298 cm ³)	Slightly softer as it nears full compression.

4. Assemble the fork damper (page 112).
5. Refilling the fork oil (page 103).
6. Install the front suspension (page 104).