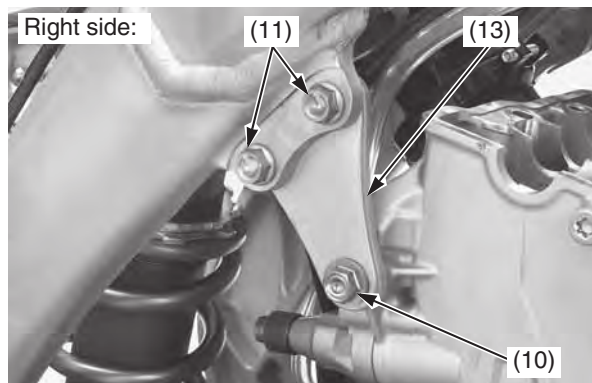



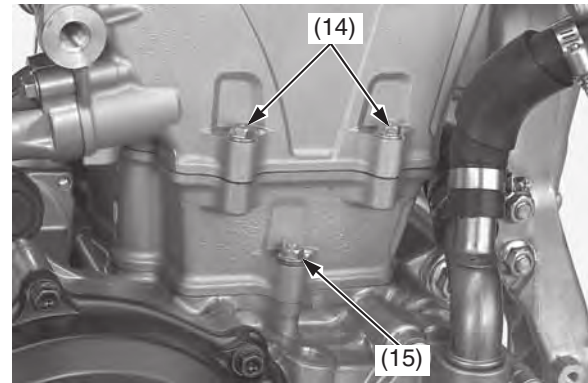
# Piston/Piston Rings/Piston Pin

16. Remove the cylinder head hanger bolts (10).  
Remove the cylinder head hanger plate bolts (11), left cylinder head hanger plate (12) and right cylinder head hanger plate (13).



- (10) cylinder head hanger bolts  
(11) cylinder head hanger plate bolts  
(12) left cylinder head hanger plate  
(13) right cylinder head hanger plate

17. Remove the cylinder head A bolts (14).  
18. Loosen the cylinder bolt (15).




- (14) cylinder head A bolts  
(15) cylinder bolt

19. Remove the cylinder head B bolts (16),  
washers (17) and the cylinder head (18).

Loosen the bolts in a crisscross pattern in two or three steps.

## NOTICE

*Do not let the washers and cam chain fall into the crankcase.*




- (16) cylinder head B bolts  
(17) washers  
(18) cylinder head

20. Remove the dowel pins (19) and cylinder head gasket (20).

## NOTICE

*Do not let the dowel pins and cam chain fall into the crankcase.*



- (19) dowel pins  
(20) cylinder head gasket